

Differentiated

Reading Comprehension
Instruction:

Using Precise Assessments to Guide
Targeted Instruction for All Students

Federal law provides severe civil and criminal penalties for the unauthorized distribution, reproduction or exhibition of copyrighted Gretchen Courtney & Associates, Ltd. materials. No part of this publication may be reproduced or transmitted in any form or by any means, electronic or mechanical, including photocopying, recording, taping, or any information storage and retrieval system, without permission in writing from Gretchen Courtney & Associates, Ltd.



Contact Us

Gretchen Courtney & Associates, Ltd.

Literacy Engineering Firm

9 South 3rd Street

St. Charles, IL 60174

Phone: 630-377-6794

Fax: 630-587-0524

E-Mail: gcourtneyassoc@sbcglobal.net

Visit our website at: www.literacyconsulting.com

Summarizing

Name: _____

Date: _____

Preview

Predicted plot

Plot summary



Author's
information



Characters



Setting



Genre



Action/Event

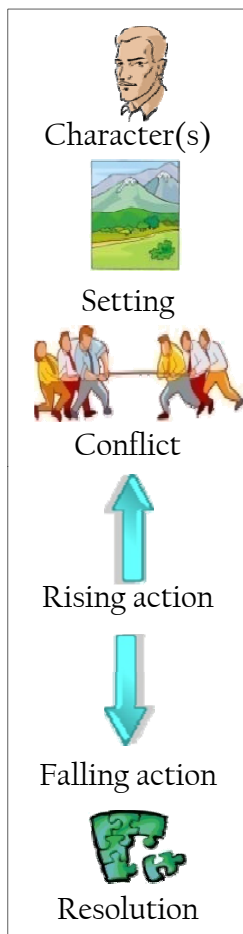


Tone/mood

Summarizing

Name: _____

Date: _____



Predict plot

Plot summary

Summarizing

Name: _____

Date: _____

Events

<input type="checkbox"/> Individual(s) vs. individual(s)

Events

<input type="checkbox"/> Individual(s) vs. society

Events

<input type="checkbox"/> Individual(s) vs. nature

Events

<input type="checkbox"/> Individual(s) vs. self

Events

<input type="checkbox"/> Individual(s) vs. technology

Theme(s)

Theme starters: anger, change, courage, despair, determination, empathy, envy, evil, fear, friendship, greed, hate, jealousy, knowledge, love, loyalty, perseverance, power, pride, revenge, righteousness, rivalry, sympathy, trust, wisdom.

Summarizing

Name: _____

Date: _____

Events

Individual(s) vs. individual(s)

Events

Individual(s) vs. self

Events

Individual(s) vs. technology

Events

Individual(s) vs. society

Events

Individual(s) vs. nature

Theme(s)

Theme starters: anger, change, courage, despair, determination, empathy, envy, evil, fear, friendship, greed, hate, jealousy, knowledge, love, loyalty, perseverance, power, pride, revenge, righteousness, rivalry, sympathy, trust, wisdom.

Summarizing

Name: _____

Date: _____

Repeated word/synonyms	Details/similar words
	Concepts
After the transition(s)	
<div><div>First sentence</div><div>Last sentence</div><div>Key point</div></div>	

Summarizing

Name: _____

Date: _____

Repeated words/synonyms	Details/similar words
After the transition(s)	Concepts
<div>First sentence</div> <div>Key point</div> <div>Last sentence</div>	

Summarizing

Name: _____

Date: _____

1st paragraph

- ☐ introductory paragraph
- ☐ transition paragraph
- ☐ "interesting" paragraph
- ☐ informational paragraph

2nd paragraph

- ☐ introductory paragraph
- ☐ transition paragraph
- ☐ "interesting" paragraph
- ☐ informational paragraph

3rd paragraph

- ☐ introductory paragraph
- ☐ transition paragraph
- ☐ "interesting" paragraph
- ☐ informational paragraph

If the paragraph is an introductory, transition or "interesting" paragraph—skim, identify the topic, and skip it.

If the paragraph is an informational paragraph find the key point.

Remember to:

- ☐ Check first/last sentence
- ☐ Notice repeated words/synonyms
- ☐ Categorize details
- ☐ Investigate transitions

Remaining paragraphs:
Repeat summarizing process

4th paragraph

- ☐ introductory paragraph
- ☐ transition paragraph
- ☐ "interesting" paragraph
- ☐ informational paragraph

5th paragraph

- ☐ introductory paragraph
- ☐ transition paragraph
- ☐ “interesting” paragraph
- ☐ informational paragraph

6th paragraph

- ☐ introductory paragraph
- ☐ transition paragraph
- ☐ “interesting” paragraph
- ☐ informational paragraph

If the paragraph is an introductory, transition or “interesting” paragraph—skim, identify the topic, and skip it.

If the paragraph is an informational paragraph find the key point.

Remember to:

- ☐ Check first/last sentence
- ☐ Notice repeated words/synonyms
- ☐ Categorize details
- ☐ Investigate transitions

Remaining paragraphs:
Repeat summarizing process

7th paragraph

- ☐ introductory paragraph
- ☐ transition paragraph
- ☐ “interesting” paragraph
- ☐ informational paragraph

8th paragraph

- ☐ introductory paragraph
- ☐ transition paragraph
- ☐ “interesting” paragraph
- ☐ informational paragraph

9th paragraph

- ☐ introductory paragraph
- ☐ transition paragraph
- ☐ “interesting” paragraph
- ☐ informational paragraph

If the paragraph is an introductory, transition or “interesting” paragraph—skim, identify the topic, and skip it.

If the paragraph is an informational paragraph find the key point.

Remember to:

- ☐ Check first/last sentence
- ☐ Notice repeated words/synonyms
- ☐ Categorize details
- ☐ Investigate transitions

Remaining paragraphs:
Repeat summarizing process

Last paragraph

- ☐ introductory paragraph
- ☐ transition paragraph
- ☐ “interesting” paragraph
- ☐ informational paragraph

Summary



SUMMARIZING MULTIPLE CHOICE ASSESSMENT FICTION/NARRATIVE

These questions should be in random order. For student use, remove the subheading identifying the question type. The question types can be used to analyze students' strengths and weaknesses.

Fiction/Narrative

IDENTIFIES PLOT

1. Which is the best strategy to help readers summarize fiction?

- 2. Question
- a) Clarify
- b) *Predict*
- c) Connect

2. The plot is

- a) what happens to the characters as they get older
- b) *the important events in the story*
- c) the author's message
- d) the reason the story was written

3. What do readers think about to help them identify the plot?

- a) Theme
- b) *Events*
- c) Characters
- d) Author

IDENTIFIES THEME

4. _____ is an example of a theme.

- a) Friends stick together
- b) Love your neighbor
- c) Good guys always win
- d) *All of the above*

5. How does knowing the conflicts in the story help you understand the theme?

- a) It keeps the reader interested
- b) It helps identify the plot
- c) *It helps focus the reader's attention on what is important*
- d) It makes the characters seem real

6. What do readers think about that helps them identify the theme?

- a) Plot
- b) Characters
- c) Conflicts
- d) *All of the above*

Summarizing

Name: _____

Date: _____

Plot

Theme(s)

Explain

Summary

Explain how you summarized this text.

4. ☐ Synthesizes accurate plot and theme(s).
☐ Explains the summarizing process.
3. ☐ Identifies text specific plot and theme(s) accurately.
2. ☐ Identifies partial or general plot and/or theme(s).
1. ☐ Guesses randomly, inaccurately identifying plot and/or theme(s).
0. ☐ Unable to identify important information from the text.



Classroom Strategy Observation

Fiction/Narrative

- ☐ Student(s) determine the most important events.
- ☐ Student(s) accurately identify plot or theme(s).
- ☐ Student(s) analyze the events to determine the author's purpose (theme(s)).

Check one: ☐ Fiction ☐ Poetry

Classroom Strategy Observation

- ☐ Student(s) determine the most important events.
- ☐ Student(s) accurately identify plot or theme(s).
- ☐ Student(s) analyze the events to determine the author's purpose (theme(s)).

Check one: ☐Fiction ☐Poetry

- ☐ Student(s) determine the most important events.
- ☐ Student(s) accurately identify plot or theme(s).
- ☐ Student(s) analyze the events to determine the author's purpose (theme(s)).

Check one: ☐Fiction ☐Poetry

- ☐ Student(s) determine the most important events.
- ☐ Student(s) accurately identify plot or theme(s).
- ☐ Student(s) analyze the events to determine the author's purpose (theme(s)).

Check one: ☐Fiction ☐Poetry

- ☐ Student(s) determine the most important events.
- ☐ Student(s) accurately identify plot or theme(s).
- ☐ Student(s) analyze the events to determine the author's purpose (theme(s)).

Check one: ☐Fiction ☐Poetry



Student Checklist

Fiction/Narrative

- ☐ I know what happened in the beginning, middle, and end of the story. (plot)
- ☐ I understand the message(s) the author is trying to tell me. (theme(s))
- ☐ I can explain how to summarize fiction.



What happened?



What happened?



What happened?




What happened?

Theme(s)

Theme(s)

Theme(s)

Theme(s)



Exposition

Beginning

Middle

Plot Summary

End

Fiction/Narrative
Summarizing
Handbook

Theme



Bookmarking

Summarizing



important event

Ah ha!

turning point



words to indicate theme

Summarize

What is most important?

Instructions:

1. While reading, keep track of important ideas and events.
2. Record important:
 - Events/actions
 - Characters/people
 - Problems/solutions
 - Themes
 - Key points
3. Close strategy circle by reviewing all important information, making sure all were covered during strategy discussion.



- 4** Identifies multiple key points/concepts important in the text. Explains how or why these were selected and ties them together in a summary. Explains the summarizing process.
- 3** Identifies at least one important key point and explains how the key point was determined by citing technique.
- 2** Identifies part of the important information or lists only details without including important information.
- 1** Guesses randomly, inaccurately identifying important information.
- 0** Unable to identify important information from the text.

Text: _____

Assignment Pages: _____

Predict • Summarize • Connect • Question • Infer • Image

1. Circle your task(s).
2. On the lines below, record how you prepared for and participated in your strategy discussion group.

Signature: _____

Date: _____

My Rating: ① ② ③ ④ Group Rating: ① ② ③ ④



SUMMARIZING MULTIPLE CHOICE ASSESSMENT NONFICTION/NONNARRATIVE

These questions should be in random order. For student use, remove the subheading identifying the question type. The question types can be used to analyze students' strengths and weaknesses.

Nonfiction/Nonnarrative

SUMMARIZING SKILLS

1. Which of the following are steps in the summarizing process ?
 - a) Preview
 - b) Check first and last sentence
 - c) Categorize details
 - d) *All of the above*
2. What is the most important thing a reader should do with the words an author repeats?
 - a) Look for them before reading
 - b) Combine them in a sentence
 - c) Look for synonyms
 - d) *Notice what the author says about them*
3. What do good readers do with details they find in the text?
 - a) Remember them
 - b) *Categorize them*
 - c) Take notes
 - d) Ignore them

SUMMARIZING APPLICATION

4. Which is a true statement about summarizing?
 - a) Predicting helps summarizing
 - b) Readers summarize as they read.
 - c) Most paragraphs have a key point
 - d) *All of the above*
5. Good readers _____ when they summarize.
 - a) *Find key ideas and put them together.*
 - b) Use their background knowledge.
 - c) Ask questions and answer them.
 - d) Look for clues and make connections.
6. Summarizing helps a reader
 - a) *Create a conceptual image*
 - b) Preview the text
 - c) Understand the author's purpose
 - d) Select the next book to read

Summarizing

Name: _____

Date: _____

Determine the key point in two or three important paragraphs from the text.

Paragraph	1	2	3	4	5	6	7	8	9	10
Key Point										
<hr/>										
<hr/>										
What techniques did the author use in this paragraph to identify the key points?										
<hr/>										
<hr/>										
<hr/>										
<hr/>										
<hr/>										

Paragraph	1	2	3	4	5	6	7	8	9	10
Key Point										
<hr/>										
<hr/>										
What techniques did the author use in this paragraph to identify the key points?										
<hr/>										
<hr/>										
<hr/>										
<hr/>										
<hr/>										

Paragraph	1	2	3	4	5	6	7	8	9	10
Key Point										
What techniques did the author use in this paragraph to identify the key points?										

Paragraph	1	2	3	4	5	6	7	8	9	10
Key Point										
What techniques did the author use in this paragraph to identify the key points?										

Write a summary of these paragraphs.

Explain how you summarized this text.

4. ☐ Identifies all important key points using multiple summarizing techniques.
☐ Explains how or why these key points were selected and ties them together in a summary.
☐ Explains the summarizing process.
3. ☐ Identifies several important key points using multiple techniques.
☐ Explains how or why the key point(s) was/were determined by citing technique(s).
2. ☐ Identifies part of the key points using only one summarizing technique.
1. ☐ Attempts the use of summarizing techniques. May or may not accurately identify key point(s).
0. ☐ Unable to use summarizing techniques.



Classroom Strategy Observation

Nonfiction/Nonnarrative

- ☐ Student(s) identify summarizing techniques necessary for each section.
- ☐ Student(s) identify which text sections to summarize.
- ☐ Student(s) create accurate summary.

Check one: ☐ Nonfiction ☐ Poetry

Classroom Strategy Observation

- ☐ Student(s) identify summarizing techniques necessary for each section.
- ☐ Student(s) identify which text sections to summarize.
- ☐ Student(s) create accurate summary.

Check one: ☐Nonfiction ☐Poetry

- ☐ Student(s) identify summarizing techniques necessary for each section.
- ☐ Student(s) identify which text sections to summarize.
- ☐ Student(s) create accurate summary.

Check one: ☐Nonfiction ☐Poetry

- ☐ Student(s) identify summarizing techniques necessary for each section.
- ☐ Student(s) identify which text sections to summarize.
- ☐ Student(s) create accurate summary.

Check one: ☐Nonfiction ☐Poetry

- ☐ Student(s) identify summarizing techniques necessary for each section.
- ☐ Student(s) identify which text sections to summarize.
- ☐ Student(s) create accurate summary.

Check one: ☐Nonfiction ☐Poetry



Student Checklist

Nonfiction/Nonnarrative

- ☐ I used the following summarizing tools:
 - ☐ Check first and last sentence(s)
 - ☐ Look for repeated words and synonyms
 - ☐ Categorize similar words and details
 - ☐ Notice transitions
- ☐ I know which are the important parts of the text.
- ☐ I added the key points together into a summary.
- ☐ I can explain how to summarize.

Summarizing

Name: _____

Date: _____

Read the first and last sentence(s). What is a possible key point?

Another summarizing strategy needed? ☐ Yes ☐ No

Read the first and last sentence(s). What is a possible key point?

Another summarizing strategy needed? ☐ Yes ☐ No

Read the first and last sentence(s). What is a possible key point?

Another summarizing strategy needed? ☐ Yes ☐ No

Read the first and last sentence(s). What is a possible key point?

Another summarizing strategy needed? ☐ Yes ☐ No

Summarizing

Name: _____

Date: _____

Key point

Key point

Key point

Key point

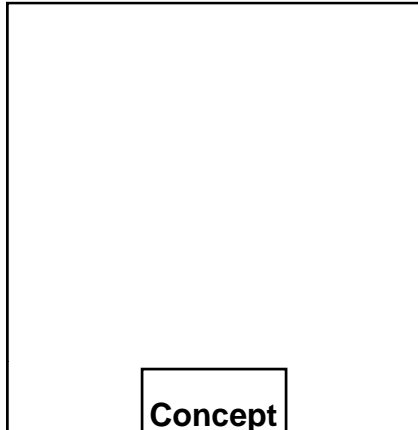
Summary _____

Summarizing

Name: _____

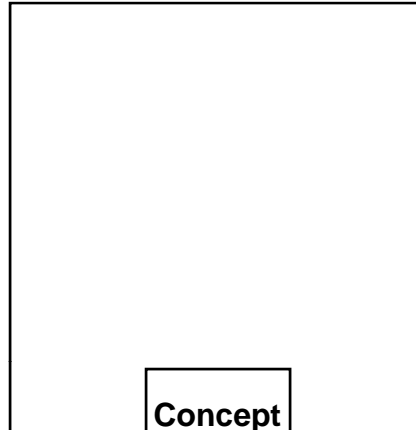
Date: _____

Details



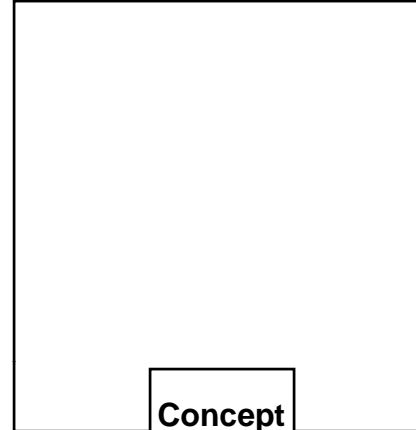
Concept

Details



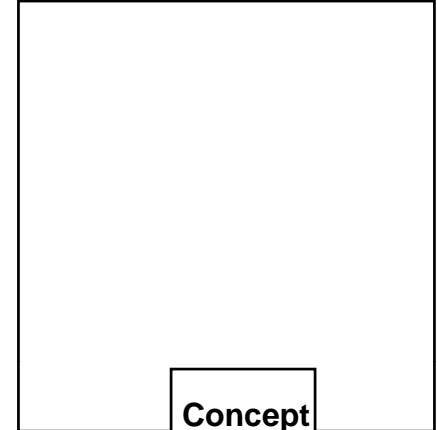
Concept

Details

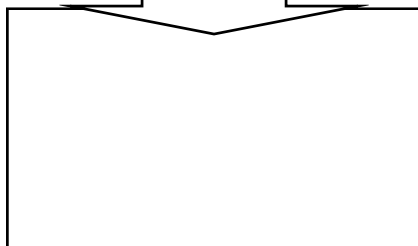


Concept

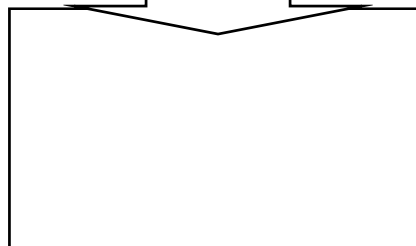
Details



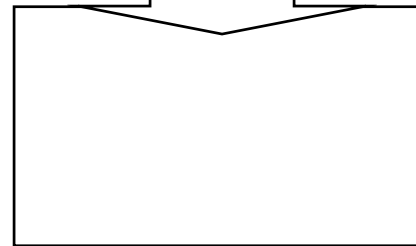
Concept



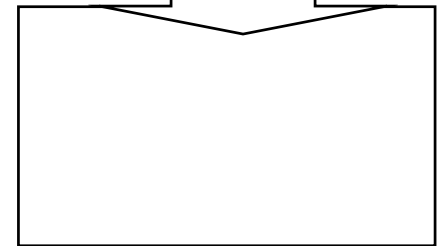
Concept



Concept



Concept



Concept

Key point



Summarizing

Examine the repeated words/synonyms

Check first/last sentence(s)

Categorize the details

Transitions?

What is the key point?

Combine the key points to create a summary



Summarizing

Examine the repeated words/synonyms

Check first/last sentence(s)

Categorize the details

Transitions?

What is the key point?

Combine the key points to create a summary



Summarizing

Examine the repeated words/synonyms

Check first/last sentence(s)

Categorize the details

Transitions?

What is the key point?

Combine the key points to create a summary



Summarizing

Examine the repeated words/synonyms

Check first/last sentence(s)

Categorize the details

Transitions?

What is the key point?

Combine the key points to create a summary

Summarizing

Name: _____

Date: _____

Repeated word/synonyms	Details/similar words
	Concepts
After the transition(s)	
<div><div>First sentence</div><div>Last sentence</div><div>Key point</div></div>	

Summarizing

Name: _____

Date: _____

1st paragraph

- ☐ introductory paragraph
- ☐ transition paragraph
- ☐ "interesting" paragraph
- ☐ informational paragraph

2nd paragraph

- ☐ introductory paragraph
- ☐ transition paragraph
- ☐ "interesting" paragraph
- ☐ informational paragraph

3rd paragraph

- ☐ introductory paragraph
- ☐ transition paragraph
- ☐ "interesting" paragraph
- ☐ informational paragraph

If the paragraph is an introductory, transition or "interesting" paragraph—skim, identify the topic, and skip it.

If the paragraph is an informational paragraph find the key point.

Remember to:

- ☐ Check first/last sentence
- ☐ Notice repeated words/synonyms
- ☐ Categorize details
- ☐ Investigate transitions

Remaining paragraphs:
Repeat summarizing process

4th paragraph

- ☐ introductory paragraph
- ☐ transition paragraph
- ☐ "interesting" paragraph
- ☐ informational paragraph

5th paragraph

- ☐ introductory paragraph
- ☐ transition paragraph
- ☐ “interesting” paragraph
- ☐ informational paragraph

6th paragraph

- ☐ introductory paragraph
- ☐ transition paragraph
- ☐ “interesting” paragraph
- ☐ informational paragraph

7th paragraph

- ☐ introductory paragraph
- ☐ transition paragraph
- ☐ “interesting” paragraph
- ☐ informational paragraph

If the paragraph is an introductory, transition or “interesting” paragraph—skim, identify the topic, and skip it.

If the paragraph is an informational paragraph find the key point.

Remember to:

- ☐ Check first/last sentence
- ☐ Notice repeated words/synonyms
- ☐ Categorize details
- ☐ Investigate transitions

Remaining paragraphs:
Repeat summarizing process

8th paragraph

- ☐ introductory paragraph
- ☐ transition paragraph
- ☐ “interesting” paragraph
- ☐ informational paragraph

9th paragraph

- ☐ introductory paragraph
- ☐ transition paragraph
- ☐ “interesting” paragraph
- ☐ informational paragraph

If the paragraph is an introductory, transition or “interesting” paragraph—skim, identify the topic, and skip it.

If the paragraph is an informational paragraph find the key point.

Remember to:

- ☐ Check first/last sentence
- ☐ Notice repeated words/synonyms
- ☐ Categorize details
- ☐ Investigate transitions

Remaining paragraphs:
Repeat summarizing process

Last paragraph

- ☐ introductory paragraph
- ☐ transition paragraph
- ☐ “interesting” paragraph
- ☐ informational paragraph

Summary

Nonfiction/
Nonnarrative
Summarizing
Handbook

✓ First/last
sentence

Look for repeated
words

Categorize
details


Check transitions

Combine!



Bookmarking

Summarizing



first/last sentence(s)



repeated words/synonyms



transitions



details/similar words

KP-----

What is the key point?



1. While reading, keep track of important ideas and events.
2. Record important:
 - Events/actions
 - Characters/people
 - Problems/solutions
 - Themes
 - Key points
3. Close strategy circle by reviewing all important information, making sure all were covered during strategy discussion.

4 Identifies multiple key points/concepts important in the text. Explains how or why these were selected and ties them together in a summary. Explains the summarizing process.

3 Identifies at least one important key point and explains how the key point was determined by citing technique.

2 Identifies part of the important information or lists only details without including important information.

1 Guesses randomly, inaccurately identifying important information.

0 Unable to identify important information from the text.

Text: _____

Assignment Pages:

Predict • Summarize • Connect • Question • Infer • Image


1. Circle your task(s).
2. On the lines below, record how you prepared for and participated in your strategy discussion group.

[illegible]

Signature:

Date:

My Rating: ① ② ③ ④ Group Rating: ① ② ③ ④



Literacy education consulting services include:

Reading

Assessment
Comprehension
Fluency
Vocabulary
Phonics
Phonemic awareness

Extended response to
reading
Balanced reading
Content area reading
Brain-based reading
instruction

Writing

Multiple-genre curricula
Writing across the curriculum
Grammar
Punctuation
Mechanics
Spelling

Additional services

School and district-wide
curriculum development
Teacher leader training

Literacy coaching
Administrative training

In-class demonstrations
School wide audit of literacy
practices



www.literacyconsulting.com
gcourtneyassoc@sbcglobal.net
9 South 3rd Street
St. Charles, IL 60174
630.377.6794
fax 630.587.0524